

**EUROfase**  
HEATING



# Eurofase Heating Buying Guide

Step Outside with Eurofase



Choosing the right heating solution for your space can make all the difference in comfort, efficiency, and style. This guide walks you through essential factors to consider when selecting Eurofase Heating products, so you can make the best choice for your home, commercial space, or industrial environment.

# Residential

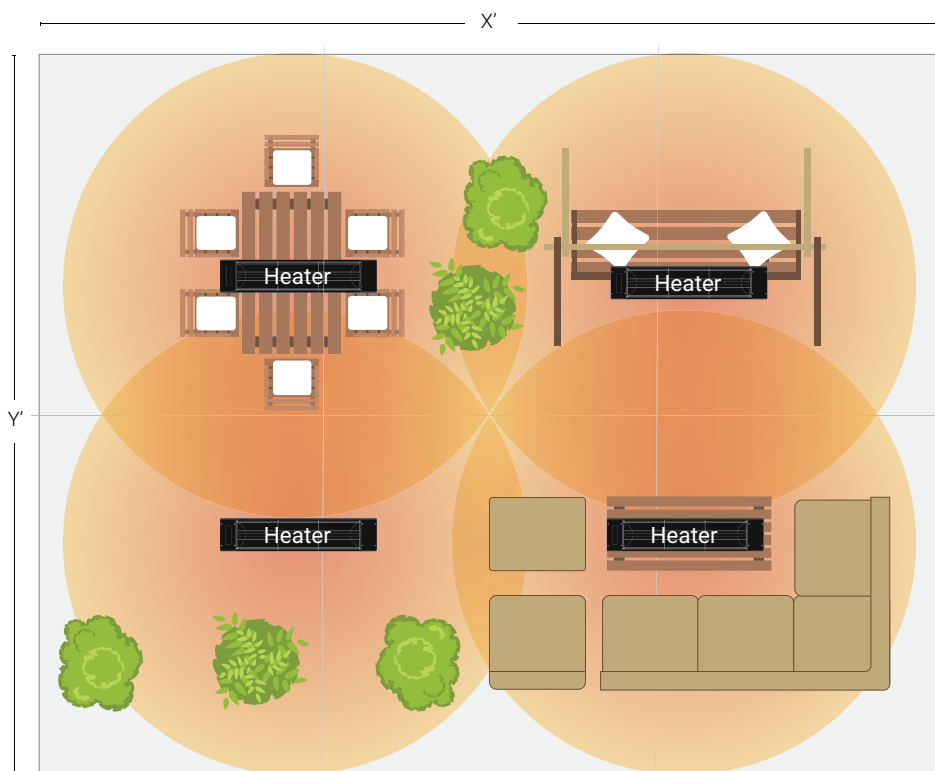
# Step 1 | Measure Your Space

The first step in selecting the right heating solution is measuring your space. Decide whether you want to heat the entire area or focus on specific zones.

Eurofase infrared patio heaters deliver a consistent blanket of heat, warming people and objects within the coverage area rather than the surrounding air. Once you've determined the size and purpose of your space, proceed to Step 2.

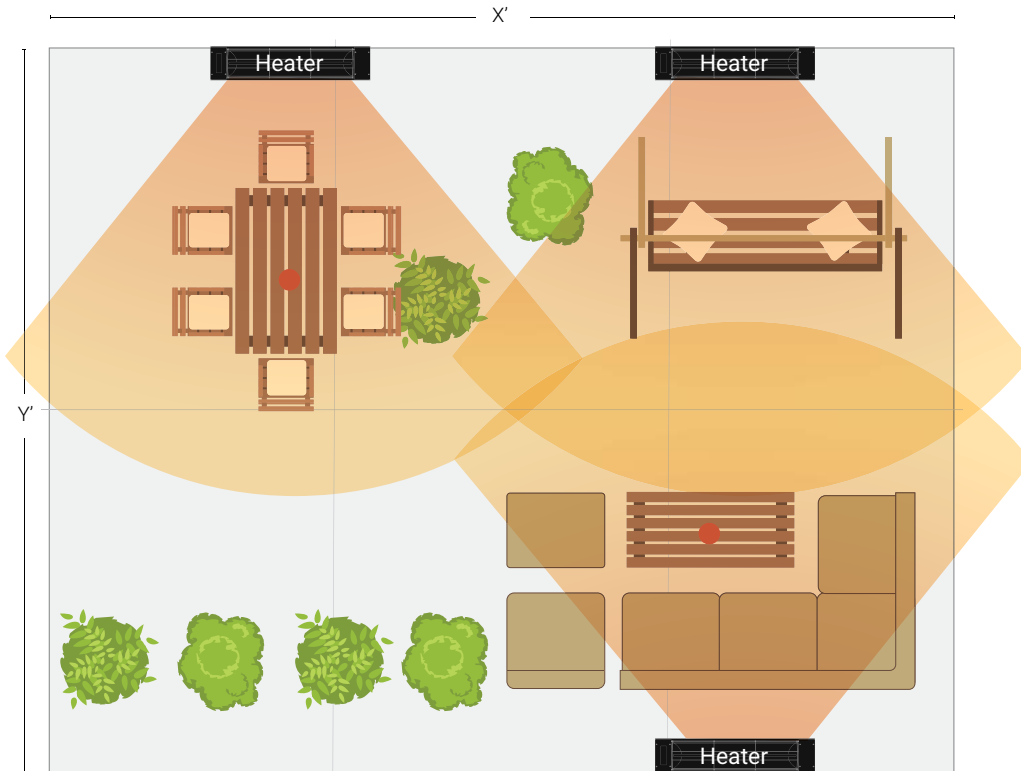
## Example: A Covered Patio with Full Coverage

- 25 x 20 ft outdoor space
- Covered patio with 10 ft high cover



### Example: A Non-Covered Patio with Spot Coverage

- 25 x 20 ft outdoor space
- Two walls help define the space
- Three areas of the patio require heating

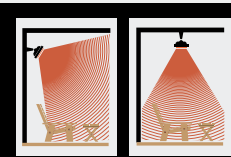


A heat map shows how evenly a heater warms a space, helping ensure comfort, efficiency, and proper placement.



# Step 2 | Select Mounting Options


Eurofase Heating offers a range of heater types and mounting options to suit various applications and installation needs.



## Wall & Ceiling Mounting

Our heaters come with 6-inch brackets for easy wall or ceiling mounting. You can install them flat or angle them at 30° or 45° to deliver warmth exactly where you want it

**Compatible Models:** Eurofase EF & LP Series.



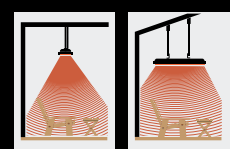

## Recessed Mounting

Recessed installations provide a sleek, minimalist aesthetic—ideal for contemporary residential, commercial, or hospitality settings. Eurofase offers a certified turnkey solution with flush mount kits, fire-rated boxes, and all necessary mounting accessories for an easy, professional installation.

**Compatible Models:** Eurofase EF Series.

**Note:** Decor plates are not compatible with Recessed mounting.

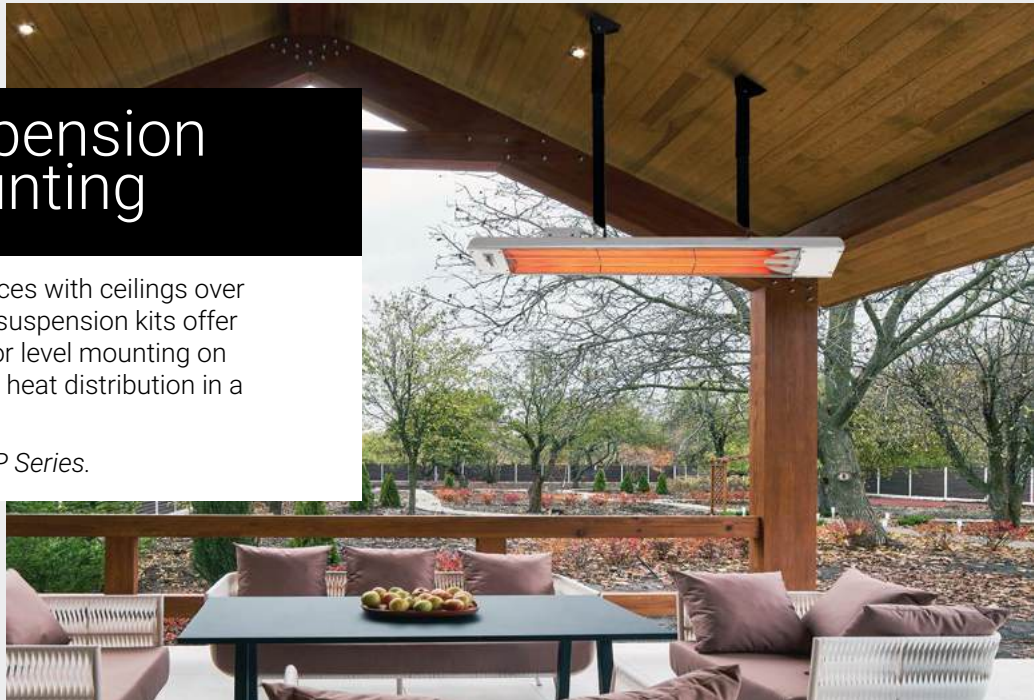




## Suspension Mounting

For sloped or vaulted ceilings, or spaces with ceilings over 12 feet height, Eurofase's telescopic suspension kits offer a perfect solution. These kits allow for level mounting on uneven surfaces, ensuring safe, even heat distribution in a complex ceiling environment.

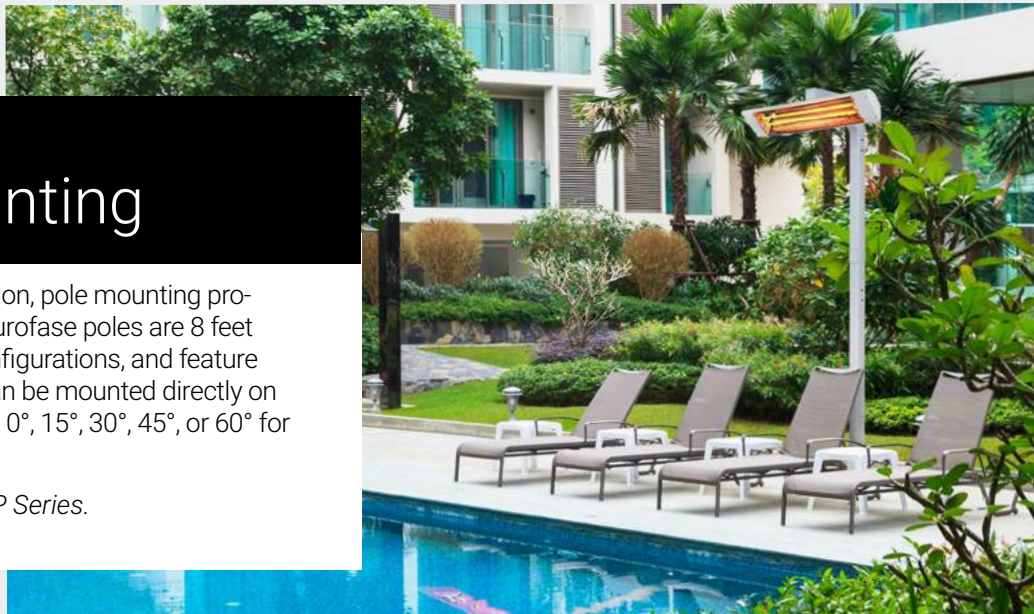
**Compatible Models:** Eurofase EF & LP Series.



## Pole Mounting

If wall or ceiling installation isn't an option, pole mounting provides a durable and flexible solution. Eurofase poles are 8 feet tall, available in single or dual-head configurations, and feature concealed wiring. Outdoor switches can be mounted directly on the pole, and heaters may be angled at 0°, 15°, 30°, 45°, or 60° for optimal performance.










**Compatible Models:** Eurofase EF & LP Series.

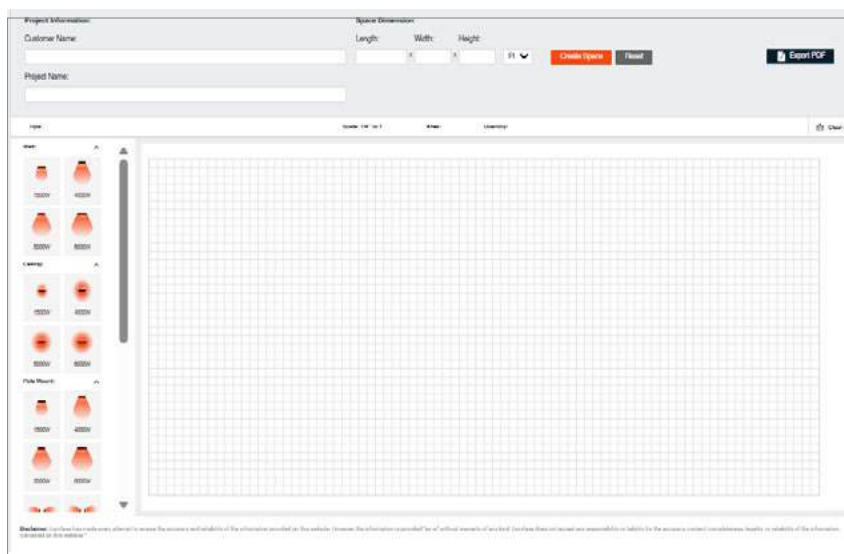


# Step 3 | Heater Selection

After defining your space, recording its dimensions, and choosing a suitable mounting method, the next step is to calculate the number of heaters required.

## Heat Coverage Area

Model	Heat Coverage	Model	Heat Coverage	Model	Heat Coverage
EF15	5' x 6' (30 sq.ft.) 	EF30	8' x 8' (64 sq.ft.) 	EF60	11' x 11' (121 sq.ft.) 
EF20	6' x 6' (36 sq.ft.) 	EF40	8' x 10' (80 sq.ft.) 	LP30	8' x 8' (64 sq.ft.) 
EF25	7' x 7' (49 sq.ft.) 	EF50	9' x 10' (90 sq.ft.) 	LP40	10' x 10' (100 sq.ft.) 



### Pro Tip

It's preferable to slightly overheat a space than to underheat it. Opting for a slightly larger heater ensures better coverage, particularly with infrared heaters that primarily warm people and objects.

Click to use the  
Heater Selection Tool



# Step 4 | Control System Selection

Choose from our range of control options to match your desired level of convenience, functionality, and budget. Whether you prefer simple on/off control or advanced smart features, we have a solution that fits your needs.

GOOD

## Basic Controls

Single Paddle Switches: Heavy-duty switches rated for 20 Amps. Provide simple on/off functionality for single-element heaters.

Duplex/Stacked Switches: Heavy-duty switches rated for 30 Amps. Allow independent control of each element in dual-element heaters, offering on/off and high/low settings



SKU# EFSSPS1



SKU# EFSSPW2



SKU# EFSWPS



SKU# EFDWPW

BETTER

## Smart Controls

Smart Wi-Fi/Bluetooth Controller: Requires one module per heater. This cost-effective upgrade provides smart functionality, including on/off, high/low settings, programmable timer, and a 4-hour auto shut-off. Multiple heaters can be seamlessly managed through the Eurofase Heating app.



# Advanced Controls

Option 1

**Contactor Box:**

Functions as a sub-panel, enabling zoning of heaters. Compatible with on/off switches, wall timers, programmable sequential timers, and more. Supports smart home integration, with each zone handling up to 40 Amps.



Option 2

**Universal Relay Panel:**

Functions as a sub-panel with zoning capability. Designed for smart home integration and compatible with dimmers, timers, and other control options to control heat intensity. Each zone supports up to 50 Amps



# Step Outside with Eurofase

## NEED MORE INFORMATION?

If you have further questions, please contact us at:

Email: [info@EurofaseHeating.com](mailto:info@EurofaseHeating.com)

Phone: 1-833-346-6682



Scan QR Code for more information



# EUROfase

HEATING

## INTERNATIONAL OFFICE

33 West Beaver Creek Road  
Richmond Hill, Ontario  
L4B 1L8, Canada

**Tel** 1.833.346.6682

**Toll Free** 1.800.660.5391

**Fax** 905.695.2056

**Toll Free** 1.800.660.5390

## DALLAS MARKET CENTER

Suite 4002 | Trade Mart Building  
2100 Stemmons Freeway  
Dallas, Texas  
75207, USA

[eurofaseheating.com](http://eurofaseheating.com)

## Product Specifications and Approvals

Eurofase Inc. reserves the right to make alterations to the construction and design of products shown in this catalog in order to meet the laws or regulations of any authorized governing organization. The use of products shown in this catalog must comply with local building code.

2025 Eurofase Inc.  
All rights reserved.